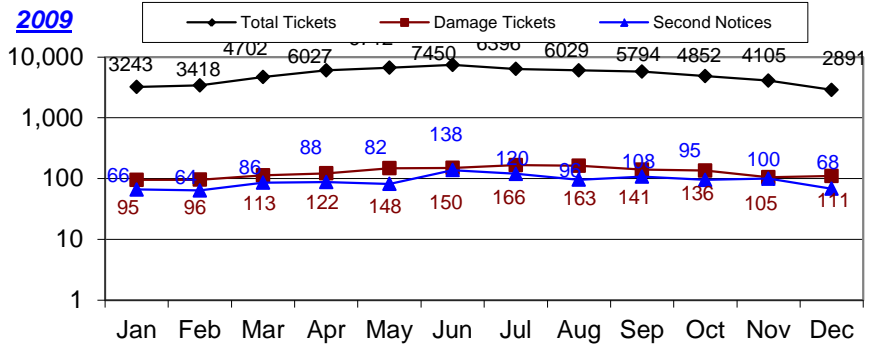
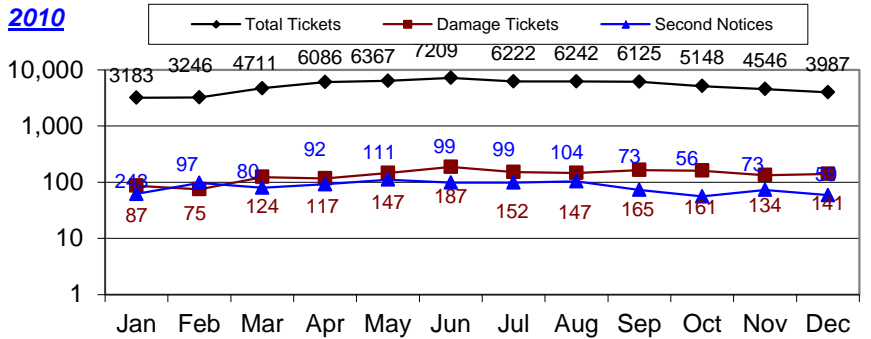


EL PASO COUNTY

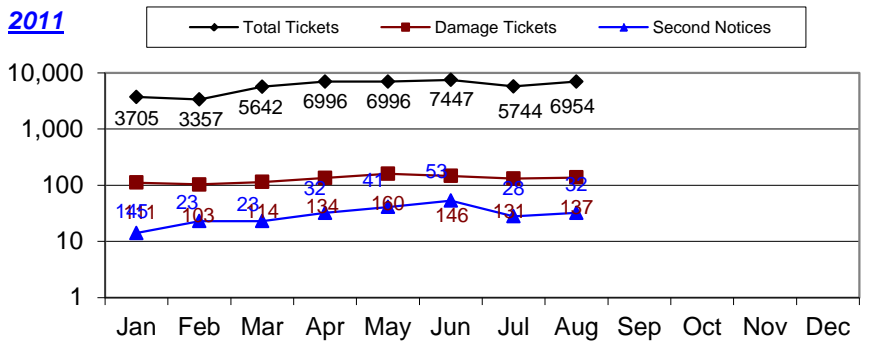
Month	Total Tickets	Damage Tickets	Second Notices
January	3243	95	66
February	3418	96	64
March	4702	113	86
April	6027	122	88
May	6712	148	82
June	7450	150	138
July	6396	166	120
August	6029	163	96
September	5794	141	108
October	4852	136	95
November	4105	105	100
December	2891	111	68



2009 Year-To-Date	61,619	1,546	1,111
January	3183	87	62
February	3246	75	97
March	4711	124	80
April	6086	117	92
May	6367	147	111
June	7209	187	99
July	6222	152	99
August	6242	147	104
September	6125	165	73
October	5148	161	56
November	4546	134	73
December	3987	141	59



2010 Year-To-Date	63,072	1,637	1,005
January	3705	111	14
February	3357	103	23
March	5642	114	23
April	6996	134	32
May	6996	160	41
June	7447	146	53
July	5744	131	28
August	6954	137	32
September			
October			
November			
December			



2011 Year-To-Date	46,841	1,036	246
-------------------	--------	-------	-----